


TECHNICAL SPECIFICATION

CUSTHOM


wallcoverings / window graphics / acoustic / acrylic

DIGITALLY PRINTED wallcoverings

Product	CUSTHOM digitally printed wallcovering
Description	Commercial quality vinyl wallcovering laminated onto woven/non woven fabric backing. These designs can also be printed on other Tektura wallcoverings.
Weight	From 350 grammes per square metre.
Roll Size	CUSTHOM digitally printed wallcoverings are made to order, to fit customer's own wall dimensions. They can also be scaled up and down (see below for max size), stretched, cropped and selected designs can be repeated to fit larger areas (see below). The wallcovering is supplied in pre-cut drops. The number, width and height of each drop are determined by the final wall dimensions. Drops are supplied with extra selvedge for overlapping and trimming.



Example Cloudburst



Cloudburst

Image shown represents the full design.
Maximum recommended print size 300cm tall x 400cm wide

The design can be resized and cropped to fit.

Refer to website for all standard colours.
Colours can be adjusted.



Nebula

Image shown represents the full design.
Maximum recommended print size 300cm tall x 400cm wide

The design can be resized and cropped to fit.

Refer to website for all standard colours.
Colours can be adjusted.



Brush Grid

Image shown represents the full design.
Maximum recommended print size 300cm tall x 400cm wide

The design can be resized and cropped to fit.

Refer to website for all standard colours.
Single block colours can be changed to suit.
Two-tone colours can be adjusted.



Offset

Image shown represents the full design.
Maximum recommended print size 300cm tall x 500cm wide

The design can be resized and cropped to fit.

Refer to website for all standard colours.
Design can be recoloured as required.




Rye

Image shown represents a single repeat 300cm tall x 100cm wide.

The maximum recommended repeat size is 300cm tall x 100cm wide. The design can be resized, cropped and repeated to fit any wall size.

Design can be recoloured as required.



Succulent

Image shown represents the full design. Maximum recommended print size 300cm tall x 500cm wide

The design can be resized and cropped to fit.

Refer to website for all standard colours.
Design can be recoloured as required.

Maximum sizes	Refer to images above to see max recommended print size. Selected designs can be repeated to fill bigger wall areas.
Colour	Custom digitally printed designs are available in colours shown. Check the website to see other colour options. Cloudburst, Nebula and Offset can have colours adjusted. Other designs can be recoloured. The background also can be coloured, or left 'blank' to reveal the underlying wallcovering. For window film, the background can be left 'transparent'. Alterations to original colours may be subject to artwork charges.
Fire Rating	Euro classification B when adhered to suitable substrate.
Adhesive	Generally Tekfix Plus, though depends on substrate.
Hanging	<p>Digital wallcovering is printed to order, and each order is unique. The pattern match points, selvage allowance and sequence in which drops should be installed are given in hanging instructions supplied with order. Exact pattern matching is vital. The product should not be reverse hung.</p> <p>Apply adhesive to wall surface. Carefully smooth wallcovering onto wall surface using a felt roller or felt-covered spatula. Note that allowance will have been made for trimming top and bottom to compensate for uneven walls. Overlap lengths and visually match image. (In many cases crop marks are also included at the top/bottom of each drop as an additional guide to pattern matching). Adjust position if necessary to achieve optimum pattern match. Double cut through using a sharp blade, cutting perpendicular to wall surface to ensure a clean join. Use a seam roller to ensure product is well bonded at the join. Remove any adhesive seepage immediately with warm water.</p>
Maintenance	<p>Digital vinyls with fabric backing are wipeable and washable, and offer some resistance to knocks. With regular cleaning they will retain their original appearance for many years depending on area of use.</p> <p>Always carry out a trial in an inconspicuous area first, to ensure cleaning agent suitable. Avoid polishes, abrasive cleaners, solvent or bleach-based cleaners as these will damage the print and vinyl. Slight or moderate soiling can be removed using a combination of mild non-soapy detergent and a soft damp cloth/sponge. Dabbing – certainly not rubbing – is recommended to lift the soil.</p> <p>It is important to rinse off with clean water and (absorbent) cloth, always cleaning from the skirting level upwards. Individual stains should be removed as quickly as possible. This wallcovering contains antimicrobials which guard against mildew and bacterial growth</p>
Health & Safety	This product is classified as non-hazardous and therefore does not require any special handling. This product does not require special labelling.
Handling/Storage	Store at ambient temperatures away from heat source. Suitable lifting equipment may be required.
Fire Fighting	Any extinguishing media are suitable. Wear self contained breathing apparatus, protective clothing and full face mask. Fumes should be ventilated immediately due to possible liberation of noxious gases.
Ecological	This product is not bio-degradable. Dispose of in accordance with Local Authority regulations or via an authorised contractor.

DIGITALLY PRINTED window film

Description	70 micron polymeric film, frosted or clear.
Weight	22 grammes per square metre
Size	Varies, depending on project
Fire Rating	Euroclass B when adhered to suitable substrate
Adhesive	Product is self adhesive - permanent pressure sensitive acrylic with Kraft release liner
Installation	Apply the film using a wet application method to saturate the glass, using either proprietary application fluid or a solution of water with a drop of washing up liquid added. Align the film at the top edge using the 'hinge' method. Squeegee the film by applying overlapping strokes from the top centre outwards in each direction and then repeat down the film. A felt squeegee is recommended to avoid scratching. Avoid creasing the film. Once applied the film can be trimmed with a sharp blade. Be aware that water around the edge of the panel will cause dirt ingress, so avoid excess fluid towards the edges of the film.
Maintenance	The film is wipeable and washable. With occasional cleaning it will retain its original appearance for many years depending on area of use. Always carry out a trial in an inconspicuous area first, to ensure cleaning agent suitable. Clean with a mild non-soapy detergent with a soft cloth or sponge. Excess water can be carefully removed with a soft rubber squeegee. Be aware that any grit or rough edges on the squeegee may cause scratching.
Health & Safety	This product is classified as non-hazardous and therefore does not require any special handling. This product does not require special labelling.
Handling/Storage	Store at ambient temperatures away from heat source. Suitable lifting equipment may be required.
Fire Fighting	Any extinguishing media are suitable. Wear self contained breathing apparatus, protective clothing and full face mask. Fumes should be ventilated immediately due to possible liberation of noxious gases.
Ecological	This product is not bio-degradable. Dispose of in accordance with Local Authority regulations or via an authorised contractor.

DIGITALLY PRINTED Zintra acoustic panels

Description	12mm thick Zintra acoustic panels, 100% recyclable polyester printed with UV cured ink. Made with 60% recycled post consumer PET.
Weight	2.4kg per square metre.
Panel size	Maximum single panel 2790mm x 1215mm
Fire Rating	Euro classification B when adhered to suitable substrate
Installation	Adhere to substrate with Silicon based construction adhesive. Alternatively attach with screws, Z-clips, nails, stand-offs, aluminium trims or millwork
Maintenance	Zintra acoustic panels can be vacuumed.
Health & Safety	No classifiable hazardous ingredients.
Handling/Storage	Large panels can be heavy and unwieldy. Handle with care. Store flat.
Fire Fighting	Any extinguishing media are suitable. Wear self contained breathing apparatus, protective clothing and full face mask. Fumes should be ventilated immediately due to possible liberation

of noxious gases

Ecological This product is not bio-degradable. Dispose of in accordance with Local Authority regulations or via an authorised contractor.

DIGITALLY PRINTED Acrylic

Description	5mm thick cast acrylic, backprinted. The acrylic is clear, with a glossy or antiglare(matt) surface. Supplied with flame-polished edges.
Weight	595 grammes per square metre, based on 5mm thick acrylic.
Panel size	Varies, depending on project. Max recommended size 2400mm x 1200mm
Fire Rating	Class 3 to BS476 part 7
Installation	Panels are supplied ready-drilled, with satin silver mount fixings. Used in conjunction with fittings supplied, the panels are designed to sit 18mm proud of the wall surface.
Maintenance	<p>Acrylic panels can be cleaned by washing with a solution of lukewarm water with a drop of washing up liquid, using a soft cloth / chamois leather to loosen any dirt and grime. Then, rinse with cold water and dry with a very soft cloth / chamois leather to prevent water spotting, and help prevent static.</p> <p>Do not use chemicals, glass spray, or other abrasive cleaning materials. Do not use any form of scraper of squeegee or other sharp instruments.</p>
Health & Safety	No classifiable hazardous ingredients.
Handling/Storage	<p>Large panels can be heavy and unwieldy. Handle with care. If broken or chipped, the resultant edges can be sharp and cause cuts to skin and eyes. Wear suitable gloves. Take precautionary measures against static discharges.</p> <p>Store below 40°C and away from heat source. Store vertically on A frames (larger panels). Suitable lifting equipment may be required</p>
Fire Fighting	Water spray, foam, dry powder or CO2. Wear self contained breathing apparatus, protective clothing and full face mask. Fumes should be ventilated immediately due to possible liberation of toxic, irritant and flammable vapours.
Ecological	This product is not bio-degradable. Dispose of in accordance with Local Authority regulations or via an authorised contractor.

TEKTURA
WALLCOVERINGS

TEKTURA Ltd, 34 Harbour Exchange Square, London E14 9GE Tel 020 7536 3300
info@tektura.com