

# TECHNICAL SPECIFICATION

## JONNIE LAWES

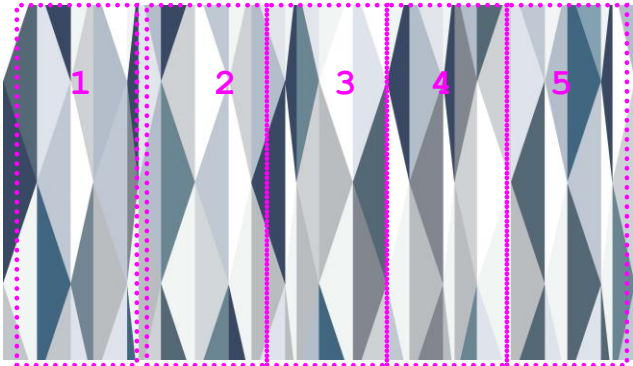
wallcoverings / window graphics / acrylic / acoustic

---

### DIGITALLY PRINTED wallcoverings














- Product** JONNIE LAWES digitally printed wallcovering
- Description** Digifort commercial quality vinyl wallcovering laminated onto non woven fabric backing. These designs can also be printed on other Tektura wallcoverings.
- Weight** From 350 grammes per square metre.
- Roll Size** JONNIE LAWES digitally printed wallcoverings and wall murals are made to order, to fit customer's own wall dimensions. They can also be scaled up and down, stretched, or cropped to suit. Many be repeated widthways for longer walls (see below). All can be recoloured. The wallcovering is supplied in pre-cut drops. The number, width and height of each drop are determined by the final wall dimensions. Drops are supplied with extra selvedge for overlapping and trimming.

**Example.** 'Shards' wall mural supplied in 5 drops



- Maximum Recommended size** All designs can be scaled up/down, with a recommended maximum height of 3m. See maximum width below, along with repeat options.

<p><b>COLLAGE</b> 3m tall x 5m wide</p>	<p><b>DIAMOND</b> 3m tall x 5m wide. Repeatable</p>
<p><b>FLEX</b> 3m tall x 5m wide. Repeatable</p>	<p><b>FRAGMENTS</b> 3m tall x 5m wide</p>

<p><b>GEOMETRIC</b> 3m tall x 5m wide</p> 	<p><b>LANDSCAPE</b> 3m tall x 10m wide. Repeatable</p> 
<p><b>PINNACLE</b> 3m tall x 5m wide. Repeatable</p> 	<p><b>POLYGON</b> 3m tall x 6m wide</p> 
<p><b>RHOMBUS</b> 3m tall x 5m wide</p> 	<p><b>SHARDS</b> 3m tall x 5m wide. Repeatable</p> 
<p><b>SHATTER</b> 3m tall x 5m wide</p> 	<p><b>SLATTED</b> 3m tall x 5m wide. Repeatable</p> 
<p><b>TREES GEO</b> 3m tall x 10m wide. Repeatable</p> 	<p><b>TRIANGLES</b> 3m tall x 5m wide. Repeatable</p> 
<p><b>WEDGE</b> 3m tall x 5m wide</p> 	<p><b>WHITE</b> 3m tall x 5m wide. Repeatable</p> 
<p><b>ABSTRACT</b> 3m tall x 5m wide</p> 	

**Colour**

JONNIE LAWES digitally printed wallcoverings and wall murals are available in standard colours, but can be customised if required.

<b>Fire Rating</b>	Euro classification B when adhered to suitable substrate. (UK) Class 0 and 1 to BS476 part 6 and 7 when adhered to a suitable substrate. Marine fire rated (on request)
<b>Adhesive</b>	Generally Tekfix Plus, though depends on substrate.
<b>Hanging</b>	Digital wallcovering is printed to order, and each order is unique. The pattern match points, selvage allowance and sequence in which drops should be installed are given in hanging instructions supplied with order. Exact pattern matching is vital. The product should not be reverse hung.  Apply adhesive to wall surface. Carefully smooth wallcovering onto wall surface using a felt roller or felt-covered spatula. Note that allowance will have been made for trimming top and bottom to compensate for uneven walls. Overlap lengths and visually match image. (In many cases crop marks are also included at the top/bottom of each drop as an additional guide to pattern matching). Adjust position if necessary to achieve optimum pattern match. Double cut through using a sharp blade, cutting perpendicular to wall surface to ensure a clean join. Use a seam roller to ensure product is well bonded at the join. Remove any adhesive seepage immediately with warm water.
<b>Maintenance</b>	Digital vinyls with fabric backing are wipeable and washable, and offer some resistance to knocks. With regular cleaning they will retain their original appearance for many years depending on area of use.  Always carry out a trial in an inconspicuous area first, to ensure cleaning agent suitable. Avoid polishes, abrasive cleaners, solvent or bleach-based cleaners as these will damage the print and vinyl. Slight or moderate soiling can be removed using a combination of mild non-soapy detergent and a soft damp cloth/sponge. Dabbing – certainly not rubbing – is recommended to lift the soil.  It is important to rinse off with clean water and (absorbent) cloth, always cleaning from the skirting level upwards. Individual stains should be removed as quickly as possible. This wallcovering contains antimicrobials which guard against mildew and bacterial growth
<b>Health &amp; Safety</b>	This product is classified as non-hazardous and therefore does not require any special handling. This product does not require special labelling.
<b>Handling/Storage</b>	Store at ambient temperatures away from heat source. Suitable lifting equipment may be required.
<b>Fire Fighting</b>	Any extinguishing media are suitable. Wear self contained breathing apparatus, protective clothing and full face mask. Fumes should be ventilated immediately due to possible liberation of noxious gases.
<b>Ecological</b>	This product is not bio-degradable. Dispose of in accordance with Local Authority regulations or via an authorised contractor.

---

## DIGITALLY PRINTED window film

---

<b>Description</b>	70 micron polymeric film, frosted or clear.
<b>Weight</b>	22 grammes per square metre
<b>Size</b>	Varies, depending on project
<b>Fire Rating</b>	Euroclass B
<b>Adhesive</b>	Product is self adhesive - permanent pressure sensitive acrylic with Kraft release liner
<b>Installation</b>	Apply the film using a wet application method to saturate the glass, using either proprietary application fluid or a solution of water with a drop of washing up liquid added. Align the film at the top edge using the 'hinge' method. Squeegee the film by applying overlapping strokes from the top centre outwards in each direction and then

repeat down the film. A felt squeegee is recommended to avoid scratching. Avoid creasing the film. Once applied the film can be trimmed with a sharp blade. Be aware that water around the edge of the panel will cause dirt ingress, so avoid excess fluid towards the edges of the film.

<b>Maintenance</b>	The film is wipeable and washable. With occasional cleaning it will retain its original appearance for many years depending on area of use. Always carry out a trial in an inconspicuous area first, to ensure cleaning agent suitable. Clean with a mild non-soapy detergent with a soft cloth or sponge. Excess water can be carefully removed with a soft rubber squeegee. Be aware that any grit or rough edges on the squeegee may cause scratching.
<b>Health &amp; Safety</b>	This product is classified as non-hazardous and therefore does not require any special handling. This product does not require special labelling.
<b>Handling/Storage</b>	Store at ambient temperatures away from heat source. Suitable lifting equipment may be required.
<b>Fire Fighting</b>	Any extinguishing media are suitable. Wear self contained breathing apparatus, protective clothing and full face mask. Fumes should be ventilated immediately due to possible liberation of noxious gases.
<b>Ecological</b>	This product is not bio-degradable. Dispose of in accordance with Local Authority regulations or via an authorised contractor.

---

## **DIGITALLY PRINTED Zintra acoustic panels**

---

<b>Description</b>	12mm thick Zintra acoustic panels, 100% polyester printed with UV cured ink.
<b>Weight</b>	2.4kg per square metre.
<b>Panel size</b>	Maximum single panel 2790mm x 1215mm
<b>Fire Rating</b>	Euro classification B when adhered to suitable substrate
<b>Installation</b>	Adhere to substrate with Silicon based construction adhesive. Alternatively attach with screws, Z-clips, nails, stand-offs, aluminium trims or millwork
<b>Maintenance</b>	Zintra acoustic panels can be vacuumed.
<b>Health &amp; Safety</b>	No classifiable hazardous ingredients.
<b>Handling/Storage</b>	Large panels can be heavy and unwieldy. Handle with care. Store flat.
<b>Fire Fighting</b>	Any extinguishing media are suitable. Wear self contained breathing apparatus, protective clothing and full face mask. Fumes should be ventilated immediately due to possible liberation of noxious gases
<b>Ecological</b>	This product is not bio-degradable. Dispose of in accordance with Local Authority regulations or via an authorised contractor.

---

## **DIGITALLY PRINTED Acrylic**

---

<b>Description</b>	5mm thick cast acrylic, backprinted. The acrylic is clear, with a glossy or antiglare(matt) surface. Supplied with flame-polished edges.
--------------------	--

<b>Weight</b>	595 grammes per square metre, based on 5mm thick acrylic.
<b>Panel size</b>	Varies, depending on project. Max recommended size 2400mm x 1200mm
<b>Fire Rating</b>	Class 3 to BS476 part 7
<b>Installation</b>	Panels are supplied ready-drilled, with satin silver mount fixings. Used in conjunction with fittings supplied, the panels are designed to sit 18mm proud of the wall surface.
<b>Maintenance</b>	<p>Acrylic panels can be cleaned by washing with a solution of lukewarm water with a drop of washing up liquid, using a soft cloth / chamois leather to loosen any dirt and grime. Then, rinse with cold water and dry with a very soft cloth / chamois leather to prevent water spotting, and help prevent static.</p> <p>Do not use chemicals, glass spray, or other abrasive cleaning materials. Do not use any form of scraper or squeegee or other sharp instruments.</p>
<b>Health &amp; Safety</b>	No classifiable hazardous ingredients.
<b>Handling/Storage</b>	<p>Large panels can be heavy and unwieldy. Handle with care. If broken or chipped, the resultant edges can be sharp and cause cuts to skin and eyes. Wear suitable gloves. Take precautionary measures against static discharges.</p> <p>Store below 40°C and away from heat source. Store vertically on A frames (larger panels). Suitable lifting equipment may be required</p>
<b>Fire Fighting</b>	Water spray, foam, dry powder or CO2. Wear self contained breathing apparatus, protective clothing and full face mask. Fumes should be ventilated immediately due to possible liberation of toxic, irritant and flammable vapours.
<b>Ecological</b>	This product is not bio-degradable. Dispose of in accordance with Local Authority regulations or via an authorised contractor.

---

**TEKTURA**  
WALLCOVERINGS

TEKTURA PLC, Suite 1.03 Harbour Island, 34 Harbour Exchange Square, London E14 9GE  
Tel 020 7536 3300 Fax 020 7536 3322