

TECHNICAL SPECIFICATION

WINDOW GRAPHICS


Product	Digitally Printed Window Film
Description	70 micron polymeric calendered vinyl. Supplied clear or frosted. Digitally printed according to project. Shrinkage < 0.5%. 7 yr exterior life.
Weight	22 grammes per square metre nominal
Adhesion to Glass	15N/25mm nominal (20 mins) / 20N/25mm nominal (24 hour)
Application Temp.	+5°C to +60°C
Service Temp.	-30°C to +110°C
Roll Size	Varies, depending on project
Fire Rating	Euroclass B
Adhesive	Product is self adhesive - permanent pressure sensitive acrylic with Kraft release liner
Standard designs	Enlarge to any size, crop and/or repeat. Standard or custom colours.



Jonnie Lawes Pinnacle



Map Dots




Spots




Trees White

Enlarge to any size, crop and/or repeat. Offered as cut frosted only :



Beads



Bricks



Vertical Blinds

Enlarge no more than maximum dimensions shown to ensure clarity of print. Can also be cropped, repeated to fill shorter / longer wall areas. Offered in colours shown.



Trees Yellow :
this image will enlarge to
4190mm wide x 2800mm high



Trees Green :
this image will enlarge to
8776mm wide x 2870mm high.

Clients own artwork	We can also take your artwork and print onto clear or frosted film.
Installation	The film is applied using a wet application method to saturate the glass, using either proprietary application fluid or a solution of water with a drop of washing up liquid added. Align the film at the top edge using the 'hinge' method. Squeegee the film by applying overlapping strokes from the top centre outwards in each direction and then repeat down the film. A felt squeegee is recommended to avoid scratching. Avoid creasing the film. Once applied the film can be trimmed with a sharp blade. Be aware that water around the edge of the panel will cause dirt ingress, so avoid excess fluid towards the edges of the film.
Maintenance	The film is wipeable and washable. With occasional cleaning it will retain its original appearance for many years depending on area of use. Always carry out a trial in an inconspicuous area first, to ensure cleaning agent suitable. Clean with a mild non-soapy detergent with a soft cloth or sponge. Excess water can be carefully removed with a soft rubber squeegee. Be aware that any grit or rough edges on the squeegee may cause scratching.
Health & Safety	This product is classified as non-hazardous and therefore does not require any special handling. This product does not require special labelling.
Handling/Storage	Store at ambient temperatures away from heat source. Suitable lifting equipment may be required.
Fire Fighting	Any extinguishing media are suitable. Wear self contained breathing apparatus, protective clothing and full face mask. Fumes should be ventilated immediately due to possible liberation of noxious gases.
Ecological	This product is not bio-degradable. Dispose of in accordance with Local Authority regulations or via an authorised contractor.

TEKTURA
WALLCOVERINGS

TEKTURA PLC, Suite 1.03 Harbour Island, 34 Harbour Exchange Square, London E14 9GE
Tel 020 7536 3300 Fax 020 7536 3322